

EA-K1 Keypad Access Controller

Electronic access

Features

- Single & 2-door
- Simple PIN programming
- LED indicator and audible feedback for programming and lock status
- Programmable PIN length supports up to 90,000,000 combinations
- Non-volatile memory retains data after power is removed
- Programmable door release time
- Surface or rear mount
- Custom color and logo options
- Lockout output provides alarm output after multiple failed access code attempts, programmable from 1-9 attempts. (1-door controller only)
- Tamper switch provides output if keypad is removed from mounted surface
- Auxiliary input allows for additional remote input signal to open lock for programmed time

Electrical Specifications

- Access code length:
 - 4 to 8 digits (1-door controller)
 - 5 to 8 digits (2-door controller)
- Monitoring inputs: Auxiliary, case tampering
- Power: 12 VDC 25mA in standby, 55mA working current (typical)
- Operating Temperature: 0-50 °C
- Operating Humidity: 20-90% RH, no condensation

Material

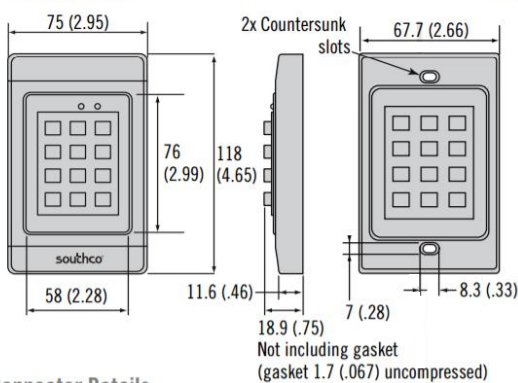
- Polycarbonate and ABS Plastic

Connectors

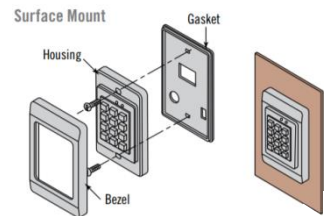
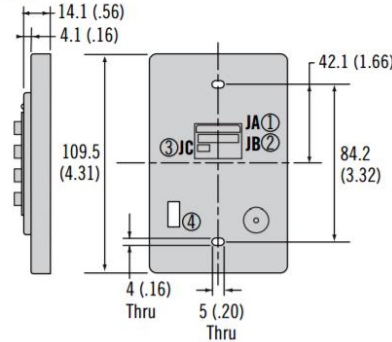
- Connector with approx. 160mm of wiring, stripped and tinned provided with keypad
 - ① JA Door access connector (blue 9-pin)
 - ② JB Lockout alarm connector (1-door controller) Door 2 access connector (2-door controller) (white 8-pin)
 - ③ JC Tamper switch output connector (blue 3-pin)
 - ④ Tamper switch



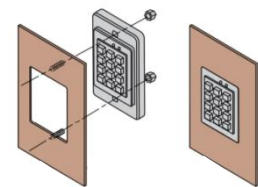
Bezel Attached



Without Bezel

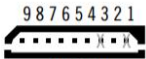


Rear Mount




Connector Details

(Note: Mating connectors with approximately 160mm (6.3) of wiring, stripped and tinned provided with keypad).



- 9 8 7 6 5 4 3 2 1
- JA (Blue)
- For door access
- 9 (Red) ← +12 VDC
 - 8 (Black) ← Ground
 - 7 (Brown) ← NO
 - 6 (Orange) → COM
 - 5 (Yellow) → NC
- Relay output A (Max. 2A / 30 VDC)
- 4 (Green) ← Auxiliary input
 - 3 (Blue) ← X
 - 2 (Purple) ← Auxiliary input
 - 1 (Grey) ← X

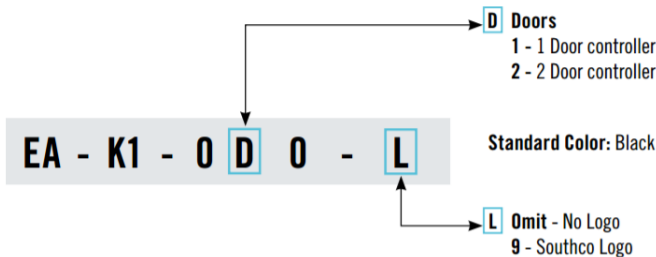


- 8 7 6 5 4 3 2 1
- JB (White)
- Lockout alarm output (1-door controller)
 - Door 2 access (2-door controller)

- 4 (Green) ← (NO)
 - 3 (Blue) → (COM)
- Relay output B (Max. 2A / 30 VDC)



- JC (Blue)
- tamper switch output
- 3 (Blue) → NC
 - 2 (Green) → NO
 - 1 (Yellow) ← COM



Standard Color: Black with Black Keys

southco®

We are proud to be Southco's authorized distributor of over 20 years